


Capacity	Accuracy	Part-Number
5 kg ¹	C3	BM11-C3-5kg-3B-SC
10 kg	C3/C4	BM11-Cx-10kg-3B-SC
20 kg	C3/C4	BM11-Cx-20kg-3B-SC
30 kg	C3/C4	BM11-Cx-30kg-3B-SC
50 kg	C3/C4	BM11-Cx-50kg-3B-SC
100 kg	C3/C4	BM11-Cx-100kg-3B-SC
200 kg	C3/C4	BM11-Cx-200kg-3B-SC
250 kg	C3/C4	BM11-Cx-250kg-3B-SC
350 kg	C3/C4	BM11-Cx-350kg-3B-SC
500 kg	C3/C4	BM11-Cx-500kg-3B-SC

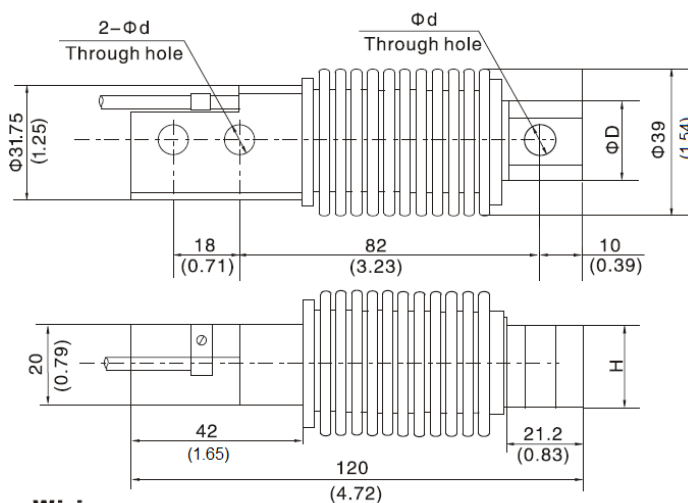


Specifications:

Accuracy class		C3	OIML R60 C3	OIML R60 C4
Output sensitivity (= FS)	mV/V		2.0 ± 0.2	
Maximum capacity (E _{max})	kg	5	10, 20, 30, 50, 100, 200, 250, 350, 500	
Maximum number of load cell intervals (n _{LC})		3000	3000	
Ratio of minimum LC verification interval Y = E _{max} / v _{min}		10000	15000	
Combined Error	%FS	≤ ± 0.0230		≤ ± 0.0174
Minimum dead load	kg	0		
Safe overload	of E _{max}	150 %		
Ultimate overload	of E _{max}	300 %		
Zero balance	of FS	≤ ± 1.0 %		
Excitation, recommended voltage	V	5 ~ 12		
Excitation maximum	V	18		
Terminal resistance, input	Ω	460 ± 50		
Terminal resistance, output	Ω	350 ± 3.5		
Insulation impedance	MΩ	≥ 5000 (at 50VDC)		
Temperature range, compensated	°C	-10 ~ +40		
Temperature range, operating	°C	-35 ~ +65		
Element material		Stainless steel		
Ingress Protection (according to EN 60529)		IP68		
Recommended torque on fixation bolts	Nm	M8(5-50kg):15	M8(<300kg):25	M10:40
ATEX classification (optional)		I1G Ex ia I1C T4	I1D Ex iaD 20 T73°C	I1G nL IIC T4

Note 1: 5kg capacity is not OIML approved

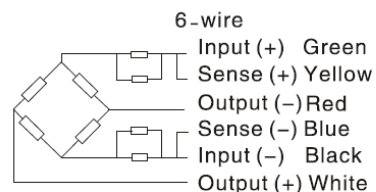
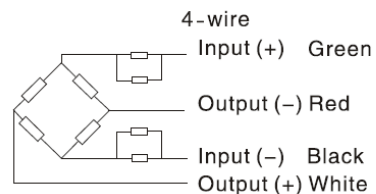
Outline Dimensions in mm (inch)



Capacity (kg)	5, 10, 20, 30, 50	250
Dimension	100, 200	350, 500
d	8.2 (0.32)	10.3 (0.41)
D	23 (0.91)	24 (0.94)
H	20 (0.79)	19 (0.75)

Wiring:

Both 4 and 6 conductor wires are available on customers requirements.
Cable diameter: φ5 mm
Standard length for 4 conductor cable: 3m
Standard length for 6 conductor cable: 6m
Shield not connected to element



Please visit our website WWW.ZEMIC.NL for the most actual information

Nr. 2012.07 BM11 Rev8